

LED Charge Indicators

- Charging...Red LED is on.
- Charged...Green LED is on.
- Charging...Red LED is on.

The USB-C port, Plug the USB-C connector into the USB-C port and plug the other end of the cord into a power source. LED charge indicators are located on the battery adjacent to the USB-C plug.

To charge inside the light, first turn off the light. Slide down the access ring at the base of the head to uncover the USB-C port. Plug the USB-C connector into the USB-C port and plug the other end of the cord into a power source. LED charge indicators are located on the battery adjacent to the USB-C plug.

The SL-B50® battery can be charged outside the light or while installed. The battery itself contains charge indicators and indicators for charging. The battery may be left plugged into a USB-C cable continuously, there is no danger of overcharge.

The SL-B50® battery can be charged outside the light or while installed. The battery itself contains charge indicators and indicators for charging. The battery may be left plugged into a USB-C cable continuously, there is no danger of overcharge.

Recycling options or proper disposal (In USA: RBC).

The Protec® 2.0 Rail Mount system ships with a rechargeable SL-B50® Li-Ion battery. The SL-B50® battery is rechargeable. At the end of its useful life, under various country and state laws, it may be illegal to dispose of this battery in the municipal solid waste stream. Check with your local solid waste officials for details in your area for recycling options or proper disposal (In USA: RBC).

NOTICE Charge battery before first use.

CAUTION EXPLOSION RISK. BURN, AND FIRE HAZARD. DO NOT DISASSEMBLE, CHUSH, SHORT CIRCUIT, HEAT ABOVE 140°F (60°C), OR DISCARD IN FIRE. USE ONLY WITH THE SPECIFIED STREAMLIGHT PRODUCTS. KEEP AWAY FROM CHILDREN. BATTERY MUST BE RECYCLED OR DISPOSED OF PROPERLY.

CAUTION The Protec® series provides a powerful beam. When operated for a long time, it will get uncomfortably warm. This is NORMAL and is not a defect. Any LED flashlight of similar size and performance will produce similar amounts of heat during operation. The only way to reduce operating heat is SIGNIFICANTLY lower the output or increase the size of the flashlight. While this heating may trigger the drop relief if an unattended up, the temperature does not present a burn hazard. When used tactically for short periods of time to clear a room, check for intruders, etc., heating will not be a problem.

CAUTION STROBE MODE MAY CAUSE SEIZURES IN PERSONS WITH PHOTOSENSITIVE EPILEPSY.

CAUTION LED RADIATION (RG-2). DO NOT STARE INTO BEAM. MAY BE HARMFUL TO EYES. PER IEC 62471 Ed 1.0:2006-07.

WARNING RISK OF INJURY. THE USE OF SUBSTANDARD OR AFTERMARKET COMPONENTS, MODIFICATIONS TO THE ORIGINAL PARTS, OR USE OF THIS FLASHLIGHT WITH ANY INCOMPATIBLE PRODUCT MAY VOID WARRANTY AND COULD LEAD TO PRODUCT FAILURE OR PERSONAL INJURY.

WARNING ACCIDENTAL DISCHARGE OF A FIREARM MAY RESULT IN SERIOUS INJURY. DAMAGE TO PROPERTY, OR DEATH. MAKE SURE THAT THE FIREARM IS UNLOADED AND THE BREECH IS OPEN WHEN INSPECTING, CLEANING, ADJUSTING, OR RELOADING THE FLASHLIGHT. ON THE FIREARM AND WITH THE TRIGGER FINGER OUTSIDE OF THE TRIGGER GUARD.

WARNING HANDLING A FIREARM CAN BE DANGEROUS AND MAY RESULT IN SERIOUS INJURY. DAMAGE TO PROPERTY, OR DEATH. FOLLOW THE TRIGGER AND THE FIREARM SAFETY INSTRUCTIONS. NEVER HANDLE A FIREARM UNLESS YOU HAVE RECEIVED QUALIFIED TRAINING. SAFETY MEASURES MUST BE EMPLOYED AT ALL TIMES. NEVER POINT THE FIREARM AT SOMETHING YOU DO NOT INTEND TO SHOOT.

WARNING SAVE THESE INSTRUCTIONS. This guide contains important safety and operating instructions for your Protec® 2.0 Rail Mount.

Thank you for selecting the Protec® 2.0 Rail Mount, a truly remarkable light. As with any professional tool, reasonable care and maintenance of this product is of paramount importance. Please read this manual before using the Protec® 2.0 Rail Mount. It contains important safety and operating instructions and should be saved.

IMPORTANT: FULLY CHARGE BATTERY BEFORE FIRST USE.

CAUTION EXPLOSION RISK. BURN, AND FIRE HAZARD. DO NOT DISASSEMBLE, CHUSH, SHORT CIRCUIT, HEAT ABOVE 140°F (60°C), OR DISCARD IN FIRE. USE ONLY WITH THE SPECIFIED STREAMLIGHT PRODUCTS. KEEP AWAY FROM CHILDREN. BATTERY MUST BE RECYCLED OR DISPOSED OF PROPERLY.

CAUTION The Protec® series provides a powerful beam. When operated for a long time, it will get uncomfortably warm. This is NORMAL and is not a defect. Any LED flashlight of similar size and performance will produce similar amounts of heat during operation. The only way to reduce operating heat is SIGNIFICANTLY lower the output or increase the size of the flashlight. While this heating may trigger the drop relief if an unattended up, the temperature does not present a burn hazard. When used tactically for short periods of time to clear a room, check for intruders, etc., heating will not be a problem.

CAUTION STROBE MODE MAY CAUSE SEIZURES IN PERSONS WITH PHOTOSENSITIVE EPILEPSY.

CAUTION LED RADIATION (RG-2). DO NOT STARE INTO BEAM. MAY BE HARMFUL TO EYES. PER IEC 62471 Ed 1.0:2006-07.

WARNING RISK OF INJURY. THE USE OF SUBSTANDARD OR AFTERMARKET COMPONENTS, MODIFICATIONS TO THE ORIGINAL PARTS, OR USE OF THIS FLASHLIGHT WITH ANY INCOMPATIBLE PRODUCT MAY VOID WARRANTY AND COULD LEAD TO PRODUCT FAILURE OR PERSONAL INJURY.

WARNING ACCIDENTAL DISCHARGE OF A FIREARM MAY RESULT IN SERIOUS INJURY. DAMAGE TO PROPERTY, OR DEATH. MAKE SURE THAT THE FIREARM IS UNLOADED AND THE BREECH IS OPEN WHEN INSPECTING, CLEANING, ADJUSTING, OR RELOADING THE FLASHLIGHT. ON THE FIREARM AND WITH THE TRIGGER FINGER OUTSIDE OF THE TRIGGER GUARD.

WARNING HANDLING A FIREARM CAN BE DANGEROUS AND MAY RESULT IN SERIOUS INJURY. DAMAGE TO PROPERTY, OR DEATH. FOLLOW THE TRIGGER AND THE FIREARM SAFETY INSTRUCTIONS. NEVER HANDLE A FIREARM UNLESS YOU HAVE RECEIVED QUALIFIED TRAINING. SAFETY MEASURES MUST BE EMPLOYED AT ALL TIMES. NEVER POINT THE FIREARM AT SOMETHING YOU DO NOT INTEND TO SHOOT.

CAUTION SAVE THESE INSTRUCTIONS. This guide contains important safety and operating instructions for your Protec® 2.0 Rail Mount.

Thank you for selecting the Protec® 2.0 Rail Mount, a truly remarkable light. As with any professional tool, reasonable care and maintenance of this product is of paramount importance. Please read this manual before using the Protec® 2.0 Rail Mount. It contains important safety and operating instructions and should be saved.

IMPORTANT: FULLY CHARGE BATTERY BEFORE FIRST USE.

PROTAC® 2.0 RAIL MOUNT

Operating Instructions

Instrucciones de funcionamiento

Instructions d'utilisation

Bedienungsanleitung

IMPORTANT: FULLY CHARGE BATTERY BEFORE FIRST USE.

IMPORTANT : CHARGER LA PILE COMPLÈTEMENT AVANT LA TOUTE PREMIÈRE UTILISATION.

IMPORTANTE: CARGUE LA PILA COMPLETAMENTE ANTES DE USARLA POR PRIMERA VEZ.

WICHTIG: LADEN SIE DIE BATTERIE VOR DEM ERSTEN GEBRAUCH VOLL AUF.

Use the pad to initiate the desired mode and then depress the latching button for constant on operation. Note.

• Momentary/Latching version only: The smaller button functions the same as latching the programmable switch. Programmable switch.

• Both remote versions: The large pad on the remote switch functions in the same manner as a tap on the switch to firearm as desired.

The Protec® 2.0 Rail Mount may be used with an optional remote switch available in momentary-only and momentary/latching versions. To install a remote switch, insert the remote switch plug into the tail cap port. Mount remote switch to firearm as desired.

Available programs are High-Strobe (Factory Default), High only or Low-High.

(approximately 1 second), then release the switch. Different programs, to check rapidly 9 times (within 0.4 seconds per tap) and hold it down the tail cap port. Mount remote switch to firearm as desired.

The Protec® 2.0 Rail Mount features a TEN-TAP® programmable switch allowing the user to select one of three different programs, starting from the "Off" position. Continue holding the switch until the light turns off (approximately 1 second), then release the switch.

Accessing Other Programs

• Strobe: Fast double-tap (within 0.4 seconds) and hold; click to lock on, click again for off.

• High: Tap and hold; click to lock on; click again for off.

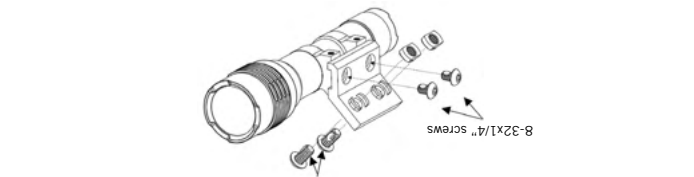
The Protec® 2.0 Rail Mount features a programmable switch with momentary operation (light press or tap) and constant on operation (latching, press with increasing force until it clicks).

Before first use, install and charge the battery. Remove the tail cap and insert the battery. Note that the tail cap thread will not engage unless the battery is properly oriented. Rotate the battery until it drops in place and reinstall the tail cap.

GENERAL OPERATION

Align the M-LOK® mount holes with the Protec® 2.0 Rail Mount holes and use the 3/32" hex wrench to tighten the 8-32x1/4" screws.

To connect the Protec® 2.0 Rail Mount and M-LOK® mount to the rail, rotate the M-LOK® T-nuts to the install/uninstall position. Position this assembly in the desired rail location. Tighten the 10-24x3/8" screws using the 1/8" hex wrench to lock the T-nut.



Align the M-LOK® mount holes with the Protec® 2.0 Rail Mount holes and use the 3/32" hex wrench to tighten the 8-32x1/4" screws.

To use the M-LOK® mount, replace the 1913 rail clamp by removing the two mounting screws using a 2mm hex wrench.

For the 1913 rail, rotate the thumb wheel until the clamp is fully open. Slip the clamp over the 1913 rail of the MIL Standard 1913 or M-LOK® rail.

The rail clamp is designed to rapidly and securely attach/detach from rifles, carbines and sub machine guns with MOUNTING.

For the 1913 rail, rotate the thumb wheel until the clamp is fully open. Slip the clamp over the 1913 rail of the MIL Standard 1913 or M-LOK® rail.

The rail clamp is designed to rapidly and securely attach/detach from rifles, carbines and sub machine guns with MOUNTING.

IMPORTANT: FULLY CHARGE BATTERY BEFORE FIRST USE.

10. Mal angetippt. Halten Sie den Schalter weiter gedrückt, bis das Licht ausgeht (etwa 1 Sekunde), und lassen Sie ihn dann los.

Verfügbare Programme sind Hell-Stroboskop (Werkseinstellung), Nur hell oder Abgeblendet-hell.

Bedienung des externen Schalters

Der Protec® 2.0 Rail Mount kann mit einem optionalen externen Schalter geschaltet werden, der als Nur-Taster und Taster-/Einrastversion erhältlich ist. Zur Montage externen Schalters stecken Sie die Buchse für den externen Schalter in den Anschluss an der Endkappe ein. Montieren Sie den externen Schalter wie gewünscht an der Schusswaffe.

• Beide Versionen des externen Schalters: Das große Feld am externen Schalter hat die gleiche Funktion wie ein Antippen am programmierbaren Schalter.

Mithilfe des Feldes rufen Sie den gewünschten Modus auf und drücken dann die Einrasttaste für Dauerbetrieb. Bitte beachten Sie, dass dauerhaft eingeschaltete Schalter miteinander in Konflikt stehen können, wenn Sie den einrastenden externen Schalter verwenden. Wenn der Strahler sich nicht ausschalten lässt, vergewissern Sie sich bitte, dass sowohl der externe Schalter als auch der Schalter an der Endkappe ausgeschaltet sind.

PFLGE

Es ist wichtig, dass der Dichtring an der Endkappe stets ein wenig gefettet ist. Die Spannschraube der Schienenhalterung des Protec® 2.0 Rail Mount muss mit hochwertigem Waffenöl geschmiert werden, um sie vor Korrosion zu schützen. Reinigen Sie die LED-Linse aus Glas mit einem weichen Lappen und einem sanften Reinigungsmittel und halten Sie sie schmutz- und schmauchfrei.

HINWEIS Vermeiden Sie aggressive Reinigungslösungen, denn diese können den Protec® 2.0 Rail Mount beschädigen. Wenn Sie Munition verschießen, bei der die Projektile eine freiliegende Bleibasis haben, kann sich Blei auf Linse und Reflektor niederschlagen. Dieser Niederschlag kann mit feiner Stahlwolle von der Linse entfernt werden. Es ist äußerst schwierig, den Bleiniederschlag vom Reflektor zu entfernen. Umwickeln Sie die Reflektor-Außenseite mit PVC-Klebeband, um die Entstehung von Bleiniederschlägen zu verhindern.

PRODUKTVERWENDUNG

Streamlight Taschenlampen sind dazu vorgesehen, als tragbare Hochleistungs-Lichtquellen für harte Einsätze verwendet zu werden. Der Hersteller rät ausdrücklich davon ab, Streamlight Taschenlampen für andere Zwecke als als Lichtquelle zu verwenden. Für andere Verwendungen als empfohlen lehnt Streamlight ausdrücklich jede Haftung ab.

HINWEIS Achten Sie darauf, ausschließlich Original-Ersatzteile von Streamlight zu verwenden, um die Produktsicherheit zu gewährleisten. Andere Teile könnten die Produktzulassung ungültig machen. Versuchen Sie nicht, das Gerät selbst zu reparieren. Schicken Sie es an eine qualifizierte Werkstatt oder ins Werk zurück.

Eingeschränkte lebenslange Garantie von Streamlight

Alle Garantieunterlagen finden Sie auf www.streamlight.com/support. Sie können Ihr Produkt auf www.streamlight.com registrieren (Online-Produktregistrierung). Bewahren Sie Ihre Quittung bzw. Ihren Kaufnachweis auf.

REPARATUREN

Bei nötigen Reparaturen besuchen www.streamlight.com/support/service und füllen den Online-Reparaturauftrag aus, um eine Reparatur im Werk zu beauftragen oder eine Streamlight-Vertragswerkstatt in Ihrer Nähe zu finden.

Oder wenden Sie sich an:
Customer Service
STREAMLIGHT, INC.
30 Eagleville Road
Suite 100
Eagleville, PA U.S.A. 19403-3996
Telefon: (800) 523-7488 gebührenfrei (nur in den USA) / +1 (610) 631-0600
Fax: (800) 220-7007 / +1 (610) 631-0712

*Alle Rechte vorbehalten. M-LOK® ist ein registriertes Warenzeichen der Magpul Industries Corp.

Use the pad to initiate the desired mode and then depress the latching button for constant on operation. Note.

• Momentary/Latching version only: The smaller button functions the same as latching the programmable switch. Programmable switch.

• Both remote versions: The large pad on the remote switch functions in the same manner as a tap on the switch to firearm as desired.

The Protec® 2.0 Rail Mount may be used with an optional remote switch available in momentary-only and momentary/latching versions. To install a remote switch, insert the remote switch plug into the tail cap port. Mount remote switch to firearm as desired.

Available programs are High-Strobe (Factory Default), High only or Low-High.

(approximately 1 second), then release the switch. Different programs, to check rapidly 9 times (within 0.4 seconds per tap) and hold it down the tail cap port. Mount remote switch to firearm as desired.

The Protec® 2.0 Rail Mount features a TEN-TAP® programmable switch allowing the user to select one of three different programs, starting from the "Off" position. Continue holding the switch until the light turns off (approximately 1 second), then release the switch.

Accessing Other Programs

• Strobe: Fast double-tap (within 0.4 seconds) and hold; click to lock on, click again for off.

• High: Tap and hold; click to lock on; click again for off.

The Protec® 2.0 Rail Mount features a programmable switch with momentary operation (light press or tap) and constant on operation (latching, press with increasing force until it clicks).

Before first use, install and charge the battery. Remove the tail cap and insert the battery. Note that the tail cap thread will not engage unless the battery is properly oriented. Rotate the battery until it drops in place and reinstall the tail cap.

GENERAL OPERATION

Align the M-LOK® mount holes with the Protec® 2.0 Rail Mount holes and use the 3/32" hex wrench to tighten the 8-32x1/4" screws.

To connect the Protec® 2.0 Rail Mount and M-LOK® mount to the rail, rotate the M-LOK® T-nuts to the install/uninstall position. Position this assembly in the desired rail location. Tighten the 10-24x3/8" screws using the 1/8" hex wrench to lock the T-nut.

Go to www.streamlight.com/support for a complete copy of the warranty. To register your product, go to www.streamlight.com (Online Product Registration). Retain your receipt or any proof of purchase.

SERVICE OPTIONS

Streamlight warrants this product to be free of defects for a lifetime of use except for batteries and bulbs, abuse and normal wear. We will repair, replace or refund the purchase price of this product should we determine it to be defective. This limited lifetime warranty also excludes rechargeable batteries, chargers, switches and electronics which have a 2 year warranty with proof of purchase. **THIS IS THE ONLY WARRANTY, EXPRESSED OR IMPLIED, INCLUDING ANY WARRANTY OF MERCHANTABILITY OR FITNESS FOR A PARTICULAR PURPOSE. INCIDENTAL, CONSEQUENTIAL OR SPECIAL DAMAGES ARE EXPRESSLY DISCLAIMED EXCEPT WHERE SUCH LIMITATION IS PROMIBITED BY LAW.** You may have other specific legal rights which vary by jurisdiction.

Streamlight Limited Lifetime Warranty

Streamlight warrants this product to be free of defects for a lifetime of use except for batteries and bulbs, abuse and normal wear. We will repair, replace or refund the purchase price of this product should we determine it to be defective. This limited lifetime warranty also excludes rechargeable batteries, chargers, switches and electronics which have a 2 year warranty with proof of purchase. **THIS IS THE ONLY WARRANTY, EXPRESSED OR IMPLIED, INCLUDING ANY WARRANTY OF MERCHANTABILITY OR FITNESS FOR A PARTICULAR PURPOSE. INCIDENTAL, CONSEQUENTIAL OR SPECIAL DAMAGES ARE EXPRESSLY DISCLAIMED EXCEPT WHERE SUCH LIMITATION IS PROMIBITED BY LAW.** You may have other specific legal rights which vary by jurisdiction.

Streamlight warrants this product to be free of defects for a lifetime of use except for batteries and bulbs, abuse and normal wear. We will repair, replace or refund the purchase price of this product should we determine it to be defective. This limited lifetime warranty also excludes rechargeable batteries, chargers, switches and electronics which have a 2 year warranty with proof of purchase. **THIS IS THE ONLY WARRANTY, EXPRESSED OR IMPLIED, INCLUDING ANY WARRANTY OF MERCHANTABILITY OR FITNESS FOR A PARTICULAR PURPOSE. INCIDENTAL, CONSEQUENTIAL OR SPECIAL DAMAGES ARE EXPRESSLY DISCLAIMED EXCEPT WHERE SUCH LIMITATION IS PROMIBITED BY LAW.** You may have other specific legal rights which vary by jurisdiction.

Streamlight warrants this product to be free of defects for a lifetime of use except for batteries and bulbs, abuse and normal wear. We will repair, replace or refund the purchase price of this product should we determine it to be defective. This limited lifetime warranty also excludes rechargeable batteries, chargers, switches and electronics which have a 2 year warranty with proof of purchase. **THIS IS THE ONLY WARRANTY, EXPRESSED OR IMPLIED, INCLUDING ANY WARRANTY OF MERCHANTABILITY OR FITNESS FOR A PARTICULAR PURPOSE. INCIDENTAL, CONSEQUENTIAL OR SPECIAL DAMAGES ARE EXPRESSLY DISCLAIMED EXCEPT WHERE SUCH LIMITATION IS PROMIBITED BY LAW.** You may have other specific legal rights which vary by jurisdiction.

Streamlight warrants this product to be free of defects for a lifetime of use except for batteries and bulbs, abuse and normal wear. We will repair, replace or refund the purchase price of this product should we determine it to be defective. This limited lifetime warranty also excludes rechargeable batteries, chargers, switches and electronics which have a 2 year warranty with proof of purchase. **THIS IS THE ONLY WARRANTY, EXPRESSED OR IMPLIED, INCLUDING ANY WARRANTY OF MERCHANTABILITY OR FITNESS FOR A PARTICULAR PURPOSE. INCIDENTAL, CONSEQUENTIAL OR SPECIAL DAMAGES ARE EXPRESSLY DISCLAIMED EXCEPT WHERE SUCH LIMITATION IS PROMIBITED BY LAW.** You may have other specific legal rights which vary by jurisdiction.

Streamlight warrants this product to be free of defects for a lifetime of use except for batteries and bulbs, abuse and normal wear. We will repair, replace or refund the purchase price of this product should we determine it to be defective. This limited lifetime warranty also excludes rechargeable batteries, chargers, switches and electronics which have a 2 year warranty with proof of purchase. **THIS IS THE ONLY WARRANTY, EXPRESSED OR IMPLIED, INCLUDING ANY WARRANTY OF MERCHANTABILITY OR FITNESS FOR A PARTICULAR PURPOSE. INCIDENTAL, CONSEQUENTIAL OR SPECIAL DAMAGES ARE EXPRESSLY DISCLAIMED EXCEPT WHERE SUCH LIMITATION IS PROMIBITED BY LAW.** You may have other specific legal rights which vary by jurisdiction.

Streamlight warrants this product to be free of defects for a lifetime of use except for batteries and bulbs, abuse and normal wear. We will repair, replace or refund the purchase price of this product should we determine it to be defective. This limited lifetime warranty also excludes rechargeable batteries, chargers, switches and electronics which have a 2 year warranty with proof of purchase. **THIS IS THE ONLY WARRANTY, EXPRESSED OR IMPLIED, INCLUDING ANY WARRANTY OF MERCHANTABILITY OR FITNESS FOR A PARTICULAR PURPOSE. INCIDENTAL, CONSEQUENTIAL OR SPECIAL DAMAGES ARE EXPRESSLY DISCLAIMED EXCEPT WHERE SUCH LIMITATION IS PROMIBITED BY LAW.** You may have other specific legal rights which vary by jurisdiction.

Streamlight warrants this product to be free of defects for a lifetime of use except for batteries and bulbs, abuse and normal wear. We will repair, replace or refund the purchase price of this product should we determine it to be defective. This limited lifetime warranty also excludes rechargeable batteries, chargers, switches and electronics which have a 2 year warranty with proof of purchase. **THIS IS THE ONLY WARRANTY, EXPRESSED OR IMPLIED, INCLUDING ANY WARRANTY OF MERCHANTABILITY OR FITNESS FOR A PARTICULAR PURPOSE. INCIDENTAL, CONSEQUENTIAL OR SPECIAL DAMAGES ARE EXPRESSLY DISCLAIMED EXCEPT WHERE SUCH LIMITATION IS PROMIBITED BY LAW.** You may have other specific legal rights which vary by jurisdiction.

Streamlight warrants this product to be free of defects for a lifetime of use except for batteries and bulbs, abuse and normal wear. We will repair, replace or refund the purchase price of this product should we determine it to be defective. This limited lifetime warranty also excludes rechargeable batteries, chargers, switches and electronics which have a 2 year warranty with proof of purchase. **THIS IS THE ONLY WARRANTY, EXPRESSED OR IMPLIED, INCLUDING ANY WARRANTY OF MERCHANTABILITY OR FITNESS FOR A PARTICULAR PURPOSE. INCIDENTAL, CONSEQUENTIAL OR SPECIAL DAMAGES ARE EXPRESSLY DISCLAIMED EXCEPT WHERE SUCH LIMITATION IS PROMIBITED BY LAW.** You may have other specific legal rights which vary by jurisdiction.

Streamlight warrants this product to be free of defects for a lifetime of use except for batteries and bulbs, abuse and normal wear. We will repair, replace or refund the purchase price of this product should we determine it to be defective. This limited lifetime warranty also excludes rechargeable batteries, chargers, switches and electronics which have a 2 year warranty with proof of purchase. **THIS IS THE ONLY WARRANTY, EXPRESSED OR IMPLIED, INCLUDING ANY WARRANTY OF MERCHANTABILITY OR FITNESS FOR A PARTICULAR PURPOSE. INCIDENTAL, CONSEQUENTIAL OR SPECIAL DAMAGES ARE EXPRESSLY DISCLAIMED EXCEPT WHERE SUCH LIMITATION IS PROMIBITED BY LAW.** You may have other specific legal rights which vary by jurisdiction.

Streamlight warrants this product to be free of defects for a lifetime of use except for batteries and bulbs, abuse and normal wear. We will repair, replace or refund the purchase price of this product should we determine it to be defective. This limited lifetime warranty also excludes rechargeable batteries, chargers, switches and electronics which have a 2 year warranty with proof of purchase. **THIS IS THE ONLY WARRANTY, EXPRESSED OR IMPLIED, INCLUDING ANY WARRANTY OF MERCHANTABILITY OR FITNESS FOR A PARTICULAR PURPOSE. INCIDENTAL, CONSEQUENTIAL OR SPECIAL DAMAGES ARE EXPRESSLY DISCLAIMED EXCEPT WHERE SUCH LIMITATION IS PROMIBITED BY LAW.** You may have other specific legal rights which vary by jurisdiction.

Streamlight warrants this product to be free of defects for a lifetime of use except for batteries and bulbs, abuse and normal wear. We will repair, replace or refund the purchase price of this product should we determine it to be defective. This limited lifetime warranty also excludes rechargeable batteries, chargers, switches and electronics which have a 2 year warranty with proof of purchase. **THIS IS THE ONLY WARRANTY, EXPRESSED OR IMPLIED, INCLUDING ANY WARRANTY OF MERCHANTABILITY OR FITNESS FOR A PARTICULAR PURPOSE. INCIDENTAL, CONSEQUENTIAL OR SPECIAL DAMAGES ARE EXPRESSLY DISCLAIMED EXCEPT WHERE SUCH LIMITATION IS PROMIBITED BY LAW.** You may have other specific legal rights which vary by jurisdiction.

Streamlight warrants this product to be free of defects for a lifetime of use except for batteries and bulbs, abuse and normal wear. We will repair, replace or refund the purchase price of this product should we determine it to be defective. This limited lifetime warranty also excludes rechargeable batteries, chargers, switches and electronics which have a 2 year warranty with proof of purchase. **THIS IS THE ONLY WARRANTY, EXPRESSED OR IMPLIED, INCLUDING ANY WARRANTY OF MERCHANTABILITY OR FITNESS FOR A PARTICULAR PURPOSE. INCIDENTAL, CONSEQUENTIAL OR SPECIAL DAMAGES ARE EXPRESSLY DISCLAIMED EXCEPT WHERE SUCH LIMITATION IS PROMIBITED BY LAW.** You may have other specific legal rights which vary by jurisdiction.

Streamlight warrants this product to be free of defects for a lifetime of use except for batteries and bulbs, abuse and normal wear. We will repair, replace or refund the purchase price of this product should we determine it to be defective. This limited lifetime warranty also excludes rechargeable batteries, chargers, switches and electronics which have a 2 year warranty with proof of purchase. **THIS IS THE ONLY WARRANTY, EXPRESSED OR IMPLIED, INCLUDING ANY WARRANTY OF MERCHANTABILITY OR FITNESS FOR A PARTICULAR PURPOSE. INCIDENTAL, CONSEQUENTIAL OR SPECIAL DAMAGES ARE EXPRESSLY DISCLAIMED EXCEPT WHERE SUCH LIMITATION IS PROMIBITED BY LAW.** You may have other specific legal rights which vary by jurisdiction.

Streamlight warrants this product to be free of defects for a lifetime of use except for batteries and bulbs, abuse and normal wear. We will repair, replace or refund the purchase price of this product should we determine it to be defective. This limited lifetime warranty also excludes rechargeable batteries, chargers, switches and electronics which have a 2 year warranty with proof of purchase. **THIS IS THE ONLY WARRANTY, EXPRESSED OR IMPLIED, INCLUDING ANY WARRANTY OF MERCHANTABILITY OR FITNESS FOR A PARTICULAR PURPOSE. INCIDENTAL, CONSEQUENTIAL OR SPECIAL DAMAGES ARE EXPRESSLY DISCLAIMED EXCEPT WHERE SUCH LIMITATION IS PROMIBITED BY LAW.** You may have other specific legal rights which vary by jurisdiction.

Streamlight warrants this product to be free of defects for a lifetime of use except for batteries and bulbs, abuse and normal wear. We will repair, replace or refund the purchase price of this product should we determine it to be defective. This limited lifetime warranty also excludes rechargeable batteries, chargers, switches and electronics which have a 2 year warranty with proof of purchase. **THIS IS THE ONLY WARRANTY, EXPRESSED OR IMPLIED, INCLUDING ANY WARRANTY OF MERCHANTABILITY OR FITNESS FOR A PARTICULAR PURPOSE. INCIDENTAL, CONSEQUENTIAL OR SPECIAL DAMAGES ARE EXPRESSLY DISCLAIMED EXCEPT WHERE SUCH LIMITATION IS PROMIBITED BY LAW.** You may have other specific legal rights which vary by jurisdiction.

Streamlight warrants this product to be free of defects for a lifetime of use except for batteries and bulbs, abuse and normal wear. We will repair, replace or refund the purchase price of this product should we determine it to be defective. This limited lifetime warranty also excludes rechargeable batteries, chargers, switches and electronics which have a 2 year warranty with proof of purchase. **THIS IS THE ONLY WARRANTY, EXPRESSED OR IMPLIED, INCLUDING ANY WARRANTY OF MERCHANTABILITY OR FITNESS FOR A PARTICULAR PURPOSE. INCIDENTAL, CONSEQUENTIAL OR SPECIAL DAMAGES ARE EXPRESSLY DISCLAIMED EXCEPT WHERE SUCH LIMITATION IS PROMIBITED BY LAW.** You may have other specific legal rights which vary by jurisdiction.

Streamlight warrants this product to be free of defects for a lifetime of use except for batteries and bulbs, abuse and normal wear. We will repair, replace or refund the purchase price of this product should we determine it to be defective. This limited lifetime warranty also excludes rechargeable batteries, chargers, switches and electronics which have a 2 year warranty with proof of purchase. **THIS IS THE ONLY WARRANTY, EXPRESSED OR IMPLIED, INCLUDING ANY WARRANTY OF MERCHANTABILITY OR FITNESS FOR A PARTICULAR PURPOSE. INCIDENTAL, CONSEQUENTIAL OR SPECIAL DAMAGES ARE EXPRESSLY DISCLAIMED EXCEPT WHERE SUCH LIMITATION IS PROMIBITED BY LAW.** You may have other specific legal rights which vary by jurisdiction.

Streamlight warrants this product to be free of defects for a lifetime of use except for batteries and bulbs, abuse and normal wear. We will repair, replace or refund the purchase price of this product should we determine it to be defective. This limited lifetime warranty also excludes rechargeable batteries, chargers, switches and electronics which have a 2 year warranty with proof of purchase. **THIS IS THE ONLY WARRANTY, EXPRESSED OR IMPLIED, INCLUDING ANY WARRANTY OF MERCHANTABILITY OR FITNESS FOR A PARTICULAR PURPOSE. INCIDENTAL, CONSEQUENTIAL OR SPECIAL DAMAGES ARE EXPRESSLY DISCLAIMED EXCEPT WHERE SUCH LIMITATION IS PROMIBITED BY LAW.** You may have other specific legal rights which vary by jurisdiction.

Streamlight warrants this product to be free of defects for a lifetime of use except for batteries and bulbs, abuse and normal wear. We will repair, replace or refund the purchase price of this product should we determine it to be defective. This limited lifetime warranty also excludes rechargeable batteries, chargers, switches and electronics which have a 2 year warranty with proof of purchase. **THIS IS THE ONLY WARRANTY, EXPRESSED OR IMPLIED, INCLUDING ANY WARRANTY OF MERCHANTABILITY OR FITNESS FOR A PARTICULAR PURPOSE. INCIDENTAL, CONSEQUENTIAL OR SPECIAL DAMAGES ARE EXPRESSLY DISCLAIMED EXCEPT WHERE SUCH LIMITATION IS PROMIBITED BY LAW.** You may have other specific legal rights which vary by jurisdiction.

Streamlight warrants this product to be free of defects for a lifetime of use except for batteries and bulbs, abuse and normal wear. We will repair, replace or refund the purchase price of this product should we determine it to be defective. This limited lifetime warranty also excludes rechargeable batteries, chargers, switches and electronics which have a 2 year warranty with proof of purchase. **THIS IS THE ONLY WARRANTY, EXPRESSED OR IMPLIED, INCLUDING ANY WARRANTY OF MERCHANTABILITY OR FITNESS FOR A PARTICULAR PURPOSE. INCIDENTAL, CONSEQUENTIAL OR SPECIAL DAMAGES ARE EXPRESSLY DISCLAIMED EXCEPT WHERE SUCH LIMITATION IS PROMIBITED BY LAW.** You may have other specific legal rights which vary by jurisdiction.

Streamlight warrants this product to be free of defects for a lifetime of use except for batteries and bulbs, abuse and normal wear. We will repair, replace or refund the purchase price of this product should we determine it to be defective. This limited lifetime warranty also excludes rechargeable batteries, chargers, switches and electronics which have a 2 year warranty with proof of purchase. **THIS IS THE ONLY WARRANTY, EXPRESSED OR IMPLIED, INCLUDING ANY WARRANTY OF MERCHANTABILITY OR FITNESS FOR A PARTICULAR PURPOSE. INCIDENTAL, CONSEQUENTIAL OR SPECIAL DAMAGES ARE EXPRESSLY DISCLAIMED EXCEPT WHERE SUCH LIMITATION IS PROMIBITED BY LAW.** You may have other specific legal rights which vary by jurisdiction.

Streamlight warrants this product to be free of defects for a lifetime of use except for batteries and bulbs, abuse and normal wear. We will repair, replace or refund the purchase price of this product should we determine it to be defective. This limited lifetime warranty also excludes rechargeable batteries, chargers, switches and electronics which have a 2 year warranty with proof of purchase. **THIS IS THE ONLY WARRANTY, EXPRESSED OR IMPLIED, INCLUDING ANY WARRANTY OF MERCHANTABILITY OR FITNESS FOR A PARTICULAR PURPOSE. INCIDENTAL, CONSEQUENTIAL OR SPECIAL DAMAGES ARE EXPRESSLY DISCLAIMED EXCEPT WHERE SUCH LIMITATION IS PROMIBITED BY LAW.** You may have other specific legal rights which vary by jurisdiction.

Streamlight warrants this product to be free of defects for a lifetime of use except for batteries and bulbs, abuse and normal wear. We will repair, replace or refund the purchase price of this product should we determine it to be defective. This limited lifetime warranty also excludes rechargeable batteries, chargers, switches and electronics which have a 2 year warranty with proof of purchase. **THIS IS THE ONLY WARRANTY, EXPRESSED OR IMPLIED, INCLUDING ANY WARRANTY OF MERCHANTABILITY OR FITNESS FOR A PARTICULAR PURPOSE. INCIDENTAL, CONSEQUENTIAL OR SPECIAL DAMAGES ARE EXPRESSLY DISCLAIMED EXCEPT WHERE SUCH LIMITATION IS PROMIBITED BY LAW.** You may have other specific legal rights which vary by jurisdiction.

Streamlight warrants this product to be free of defects for a lifetime of use except for batteries and bulbs, abuse and normal wear. We will repair, replace or refund the purchase price of this product should we determine it to be defective. This limited lifetime warranty also excludes rechargeable batteries, chargers, switches and electronics which have a 2 year warranty with proof of purchase. **THIS IS THE ONLY WARRANTY, EXPRESSED OR IMPLIED, INCLUDING ANY WARRANTY OF MERCHANTABILITY OR FITNESS FOR A PARTICULAR PURPOSE. INCIDENTAL, CONSEQUENTIAL OR SPECIAL DAMAGES ARE EXPRESSLY DISCLAIMED EXCEPT WHERE SUCH LIMITATION IS PROMIBITED BY LAW.** You may have other specific legal rights which vary by jurisdiction.

Streamlight warrants this product to be free of defects for a lifetime of use except for batteries and bulbs, abuse and normal wear. We will repair, replace or refund the purchase price of this product should we determine it to be defective. This limited lifetime warranty also excludes rechargeable batteries, chargers, switches and electronics which have a 2 year warranty with proof of purchase. **THIS IS THE ONLY WARRANTY, EXPRESSED OR IMPLIED, INCLUDING ANY WARRANTY OF MERCHANTABILITY OR FITNESS FOR A PARTICULAR PURPOSE. INCIDENTAL, CONSEQUENTIAL OR SPECIAL DAMAGES ARE EXPRESSLY DISCLAIMED EXCEPT WHERE SUCH LIMITATION IS PROMIBITED BY LAW.** You may have other specific legal rights which vary by jurisdiction.

Streamlight warrants this product to be free of defects for a lifetime of use except for batteries and bulbs, abuse and normal wear. We will repair, replace or refund the purchase price of this product should we determine it to be defective. This limited lifetime warranty also excludes rechargeable batteries, chargers, switches and electronics which have a 2 year warranty with proof of purchase. **THIS IS THE ONLY WARRANTY, EXPRESSED OR IMPLIED, INCLUDING ANY WARRANTY OF MERCHANTABILITY OR FITNESS FOR A PARTICULAR PURPOSE. INCIDENTAL, CONSEQUENTIAL OR SPECIAL DAMAGES ARE EXPRESSLY DISCLAIMED EXCEPT WHERE SUCH LIMITATION IS PROMIBITED BY LAW.** You may have other specific legal rights which vary by jurisdiction.

Streamlight warrants this product to be free of defects for a lifetime of use except for batteries and bulbs, abuse and normal wear. We will repair, replace or refund the purchase price of this product should we determine it to be defective. This limited lifetime warranty also excludes rechargeable batteries, chargers, switches and electronics which have a 2 year warranty with proof of purchase. **THIS IS THE ONLY WARRANTY, EXPRESSED OR IMPLIED, INCLUDING ANY WARRANTY OF MERCHANTABILITY OR FITNESS FOR A PARTICULAR PURPOSE. INCIDENTAL, CONSEQUENTIAL OR SPECIAL DAMAGES ARE EXPRESSLY DISCLAIMED EXCEPT WHERE SUCH LIMITATION IS PROMIBITED BY LAW.** You may have other specific legal rights which vary by jurisdiction.

Streamlight warrants this product to be free of defects for a lifetime of use except for batteries and bulbs, abuse and normal wear. We will repair

ESPAÑOL

IMPORTANTE: CARGUE LA PILA COMPLETAMENTE ANTES DE USARLA POR PRIMERA VEZ.

Gracias por seleccionar la ProTac® 2.0 Rail Mount, una linterna portátil realmente destacable. Tal y como ocurre con cualquier herramienta profesional, el mantenimiento y cuidado razonable de este producto brindará años de servicio fiable. Lea este manual antes de usar la ProTac® 2.0 Rail Mount. Incluye instrucciones importantes de funcionamiento y seguridad, y deberá conservarlo.

GUARDE ESTAS INSTRUCCIONES. Esta guía incluye instrucciones importantes de funcionamiento y seguridad para su ProTac® 2.0 Rail Mount.

⚠ ADVERTENCIA MANIPULAR UN ARMA DE FUEGO PUEDE SER PELIGROSO Y PUEDE PROVOCAR LESIONES GRAVES, DAÑOS A LA PROPIEDAD O LA MUERTE. SIGA LAS INSTRUCCIONES DE FUNCIONAMIENTO Y DE SEGURIDAD DEL FABRICANTE DEL ARMA Y DE LA LINTERNA. NO MANIPULE NUNCA UN ARMA SI NO HA RECIBIDO FORMACIÓN CUALIFICADA. DEBERÁN TOMARSE MEDIDAS DE SEGURIDAD EN TODO MOMENTO. NO APUNTE NUNCA UN ARMA DE FUEGO A ALGO QUE NO ESTÉ DISPUESTO A DESTRUIR.

⚠ ADVERTENCIA LA DESCARGA ACCIDENTAL DE UN ARMA DE FUEGO PUEDE PROVOCAR LESIONES GRAVES, DAÑOS A LA PROPIEDAD O LA MUERTE. ASEGÚRESE DE QUE EL ARMA DE FUEGO ESTÉ DESCARGADA Y LA CULATA ABIERTA AL INSTALAR, LIMPIAR, AJUSTAR LA PUNTERÍA, MANTENER O RETIRAR LA LINTERNA. ACTIVE LA LINTERNA SOLO CON LA MANO QUE NO SE UTILIZA PARA DISPARAR MIENTRAS UTILIZA UN AGARRE DE DOS MANOS EN EL ARMA DE FUEGO CON EL DEDO ÍNDICE FUERA DEL PROTECTOR DEL GATILLO.

⚠ ADVERTENCIA RIESGO DE LESIÓN. EL USO DE COMPONENTES DE CALIDAD INFERIOR O POSVENTA, LAS MODIFICACIONES A LAS PARTES ORIGINALES O EL USO DE ESTA LINTERNA CON CUALQUIER PRODUCTO INCOMPATIBLE PODRÍA ANULAR LA GARANTÍA Y PODRÍA PROVOCAR EL FALLO DEL PRODUCTO O UNA LESIÓN PERSONAL.

⚠ CUIDADO RADIACIÓN LED (RG-2). NO MIRE DIRECTAMENTE AL HAZ. PODRÍA DAÑAR SU VISTA. DE CONFORMIDAD CON IEC 62471 Ed. 1.0:2006:07.

⚠ CUIDADO EL MODO ESTROBOSCÓPICO PUEDE PROVOCAR ATAQUES EPILÉPTICOS A PERSONAS CON EPILEPSIA FOTSENSIBLE.

⚠ CUIDADO La serie ProTac® proporciona un potente haz. Cuando funciona durante un periodo prolongado, alcanzará una temperatura caliente que resulta incómoda. Esto es NORMAL y no se trata de un defecto. Cualquier linterna LED de tamaño y rendimiento similares producirá cantidades similares de calor durante el funcionamiento. La única manera de reducir el calor producido durante el funcionamiento consiste en disminuir de manera SIGNIFICATIVA la potencia o aumentar el tamaño de la linterna. Si bien este calor podría provocar el reflejo de dejarla caer, si se recoge una linterna caliente desatendida, la temperatura no presenta un riesgo de quemaduras. Cuando se utiliza tácticamente durante breves periodos de tiempo para despejar una habitación, comprobar la presencia de intrusos, etc., el calor no supondrá ningún problema.

SEGURIDAD DE LAS PILAS

⚠ CUIDADO RIESGO DE EXPLOSIÓN, PELIGRO DE QUEMADURAS E INCENDIO. NO DESMONTE, APLASTE, CORTOCIRCUITE, NI CALIENTE A TEMPERATURAS POR ENCIMA DE 60 °C (140 °F) NI LAS DESECHE EN UN FUEGO. UTILICE SOLO CON LOS PRODUCTOS STREAMLIGHT ESPECIFICADOS. MANTENGA FUERA DEL ALCANCE DE LOS NIÑOS. LA PILA DEBE RECLARSE O DESECHARSE CORRECTAMENTE.

CARGA

AVISO Cargue la pila antes de usarla por primera vez.

El sistema ProTac® 2.0 Rail Mount incluye una pila de ión litio SL-B50® recargable. La pila SL-B50® puede reciclarse. Al final de su vida útil, según establecen diferentes leyes estatales y del país, podría ser ilegal desechos esta pila en el flujo de residuos sólidos municipal. Consulte a los organismos locales a cargo de los residuos sólidos para informarse sobre las opciones de reciclado o desecho correcto de su área (en EE.UU.: RBRC).

La pila SL-B50® puede cargarse fuera de la linterna o mientras está instalada. La pila en sí incluye circuitos de carga e indicadores para la carga. La pila puede dejarse enchufada en un cable USB-C de manera continua, no existe peligro de sobrecarga.

Para cargarla dentro de la linterna, en primer lugar, apague la linterna. Deslice hacia abajo el aro de acceso en la base del cabezal para destapar el puerto USB-C. Enchufe el conector USB-C en el puerto USB-C y enchufe el otro extremo del cable en una fuente de alimentación. Los indicadores de carga LED están situados en la pila junto al enchufe USB-C.

Indicadores de carga LED

- Cargando... LED rojo encendido.
- Cargado... LED verde encendido.

El tiempo de carga es de aproximadamente 6 horas cuando se utilizan adaptadores de CA de Streamlight.

FRANÇAIS

IMPORTANT : CHARGER COMPLÈTEMENT LA PILE AVANT LA PREMIÈRE UTILISATION.

Merci d'avoir sélectionné la ProTac® 2.0 Rail Mount, une lampe vraiment remarquable. Comme pour tout outil professionnel, un entretien et une maintenance appropriés permettront à l'utilisateur de profiter de ce produit pendant des années. Veuillez lire ce manuel avant d'utiliser la ProTac® 2.0 Rail Mount. Il contient d'importantes instructions de sécurité et d'utilisation et doit être conservé.

CONSERVEZ CES INSTRUCTIONS. Le présent guide contient des instructions importantes en matière de sécurité et d'utilisation de votre ProTac® 2.0 Rail Mount.

⚠ AVERTISSEMENT LA MANIPULATION D'UNE ARME À FEU PEUT ÊTRE DANGEREUSE ET PEUT ENTRAÎNER DES BLESSURES GRAVES, DES DOMMAGES MATÉRIELS VOIRE LE DÉCÈS. SUIVEZ LES INSTRUCTIONS EN MATIÈRE DE SÉCURITÉ / D'UTILISATION DU FABRICANT DE LA LAMPE TORCHE ET DE L'ARME À FEU. NE MANIPULEZ JAMAIS UNE ARME À FEU À MOINS D'AVOIR REÇU UNE FORMATION ADEQUATE. DES MESURES DE SÉCURITÉ DOIVENT ÊTRE PRISES À TOUT MOMENT. NE DIRIGEZ JAMAIS L'ARME À FEU VERS QUELQUE CHOSE À MOINS D'AVOIR L'INTENTION DE TIRER.

⚠ AVERTISSEMENT LA DÉCHARGE ACCIDENTELLE D'UNE ARME À FEU PEUT ENTRAÎNER DES BLESSURES GRAVES, DES DOMMAGES MATÉRIELS VOIRE LE DÉCÈS. ASSUREZ-VOUS QUE L'ARME À FEU EST DÉCHARGÉE ET QUE LA CULASSE EST OUVERTE LORS DE L'INSTALLATION, DU NETTOYAGE, DE L'ORIENTATION DU TIR, DE LA MANTENANCE OU DU RETRAIT DE LA LAMPE TORCHE. ACTIVEZ UNIQUEMENT LA LAMPE TORCHE AVEC LA MAIN QUI N'EST PAS SUR LA DÉTENTE TOUT EN EMPLOYANT UNE PRISE À DEUX MAINS SUR L'ARME À FEU ET AVEC LE DOIGT SUR LA DÉTENTE EN DEHORS DU PONTET.

⚠ AVERTISSEMENT RISQUE DE BLESSURES. L'UTILISATION DE COMPOSANTS NON CONFORMES OU DE COMPOSANTS DE RÉSERVE. LES MODIFICATIONS APPORTÉES AUX PIÈCES D'ORIGINE, OU L'UTILISATION DE CETTE LAMPE TORCHE AVEC TOUT PRODUIT INCOMPATIBLE PEUVENT ANNULLER LA GARANTIE ET ENTRAÎNER LA DÉFAILLANCE DU PRODUIT OU DES BLESSURES CORPORELLES.

⚠ ATTENTION RAYONNEMENT LED (RG-2). NE PAS REGARDER DIRECTEMENT DANS LE FAISCEAU. IL EXISTE UN RISQUE POTENTIEL POUR LES YEUX. CONFORME À LA NORME CEI 62471 Ed. 1.0:2006-07.

⚠ ATTENTION LE MODE « STROBOSCOPE » PEUT PROVOQUER UNE CRISE CHEZ LES PERSONNES SOUFFRANT D'ÉPILEPSIE PHOTOSENSIBLE.

⚠ ATTENTION La série ProTac® procure un faisceau puissant. En cas d'utilisation prolongée, ces lampes ont tendance à surchauffer. Ceci est NORMAL et n'est pas un défaut. Toute lampe de ce type et de performance comparables produira des quantités de chaleur comparables pendant le fonctionnement. La seule manière de réduire la chaleur de fonctionnement est de diminuer CONSIDÉRABLEMENT la puissance ou d'augmenter la taille de la lampe. Même si cette chaleur peut déclencher un mouvement réflexe de « lâcher-prise » si une lampe chaude laissée sans supervision est ramassée, la température en soi ne présente aucun risque de brûlure. En cas d'utilisation tactique pendant de courtes périodes pour vider une pièce, repérer des intrus, etc., la chaleur ne sera pas un problème.

SÉCURITÉ RELATIVE AUX PILES

⚠ ATTENTION RISQUE D'EXPLOSION, DE BRÛLURE ET D'INCENDIE. VEILLEZ À NE PAS DÉSASSEMBLER, ÉCRASER, COURT-CIRCUITER, PORTER À UNE TEMPÉRATURE SUPÉRIEURE À 60 °C (140 °F), NI ÉLIMINER PAR LE FEU, À UTILISER EXCLUSIVEMENT AVEC LES PRODUITS STREAMLIGHT SPÉCIFIÉS. À CONSERVER HORS DE PORTÉE DES ENFANTS. LA PILE DOIT ÊTRE RECYCLÉE OU MISÉ AU REBUT DE MANIÈRE ADEQUATE.

CHARGÉ EN COURS

AVIS Chargez la pile avant la première utilisation.

Le système ProTac® 2.0 Rail Mount est expédié avec une pile lithium-ion rechargeable SL-B50®. La pile SL-B50® est recyclable. À la fin de sa durée de service, en fonction de la réglementation en vigueur aux niveaux national et régional, il est possible qu'il soit illégal d'éliminer la pile avec les ordures ménagères municipales. Consultez les responsables locaux chargés de l'élimination des ordures ménagères pour connaître les solutions de recyclage ou d'élimination adéquates (aux États-Unis : RBRC [Société de recyclage des piles rechargeables]).

La pile SL-B50® peut être chargée à l'extérieur de la lampe ou lorsqu'elle est installée. La pile elle-même contient un circuit de charge et des indicateurs de charge pour le chargement. La pile peut rester branchée sur le câble USB-C de manière continue ; il n'existe aucun danger de surcharge.

Pour charger à l'intérieur de la lampe, éteignez d'abord la lampe. Faites glisser vers le bas la bague d'accès à la base de la tête pour découvrir le port USB-C. Branchez le connecteur USB-C sur le port USB-C et branchez l'autre extrémité du cordon sur une source d'alimentation. Les voyants LED de charge se trouvent sur la pile à côté de la prise USB-C.

SEGURIDAD DEL CABLE DE CARGA

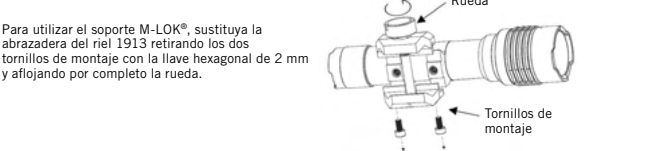
- Sea cuidadoso con el cable.

- Sustituya de inmediato los enchufes o cables estropeados.
- Retire la linterna del cargador antes de proceder a la limpieza o de realizar el mantenimiento de rutina.
- No trate de reparar la linterna ni el cable por su cuenta. Llévelos a un centro de servicio cualificado o devuélvalos a la fábrica.

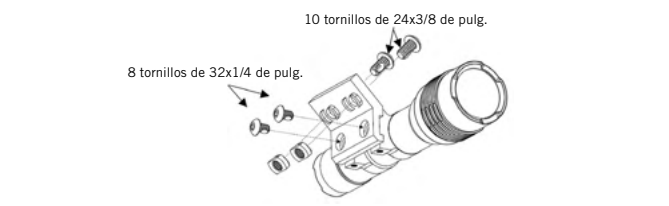
MONTAJE

La abrazadera del riel ha sido diseñada para acoplarse y soltarse de manera rápida y segura de rifles carabinas y ametralladoras con un riel 1913 MIL estándar o M-LOK®.

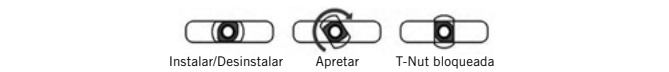
Para el riel 1913, gire la rueda hasta que la abrazadera esté completamente abierta. Deslice la abrazadera por encima del riel 1913 del arma y vuelva a apretar la rueda con firmeza.



Alinee los orificios del soporte M-LOK® con los orificios del soporte para riel ProTac® 2.0 Rail Mount y utilice la llave hexagonal de 3/32 pulg. para apretar los 8 tornillos de 32x1/4 de pulg.



Para conectar el soporte para riel ProTac® 2.0 Rail Mount y el soporte M-LOK® al riel, gire las tuercas en T M-LOK® a la posición de instalación/desinstalación. Coloque este conjunto en la ubicación deseada del riel. Apriete los 10 tornillos de 24x3/8 de pulg. con la llave hexagonal de 1/8 de pulg. para bloquear la tuerca en T.



FUNCIONAMIENTO GENERAL

Antes de usarla por primera vez, instale y cargue la pila. Retire la base e inserte la pila. Observe que la rosca de la base no encajará si la pila no está orientada correctamente. Gire la pila hasta que caiga en su sitio y vuelva a instalar la base.

La ProTac® 2.0 Rail Mount cuenta con un interruptor programable con funcionamiento momentáneo (pulsación o toque ligero) y funcionamiento activo constante (para bloquearla, pulse aumentando la fuerza hasta oír un chasquido).

- Alto: pulse y mantenga pulsado el interruptor; haga clic para mantenerlo encendida; vuelva a hacer clic para apagarla.
- Estroboscopio: pulse dos veces rápidamente (no deben transcurrir más de 4 milésimas de segundo entre cada una) y mantenga pulsado el interruptor; haga clic para mantenerla encendida; vuelva a hacer clic para apagarla.

Acceso a otros programas

La ProTac® 2.0 Rail Mount dispone de un interruptor programable de diez pulsaciones TEN-TAP® que permite al usuario seleccionar uno de entre tres programas diferentes. Para cambiar al siguiente programa, comenzando desde la posición de apagado, pulse el interruptor con rapidez 9 veces (no deben transcurrir más de 4 milésimas de segundo entre cada pulsación) y mantenga pulsado el interruptor la décima vez. Mantenga el interruptor pulsado hasta que la luz se apague (aproximadamente 1 segundo), luego suelte el interruptor.

Estos son los programas disponibles: Alto-Estroboscópico (predeterminado de fábrica), Alto solamente o Bajo-Alto.

Voyants LED de charge

- Charge en cours...La LED rouge reste allumée.
- Chargée...La LED verte est allumée.

La durée de charge est approximativement de 6 heures lors de l'utilisation d'adaptateurs secteur Streamlight.

SÉCURITÉ DU CORDON DE CHARGE

- Ne soumettez pas le cordon à un usage abusif.
- Remplacez immédiatement les cordons ou les fiches endommagés.
 - Cessez de charger la lampe avant toute opération de nettoyage ou d'entretien courant.
- Ne tentez pas de réparer vous-même l'appareil ou le cordon. Confiez-les à un service de réparation qualifié ou renvoyez-les à l'usine.

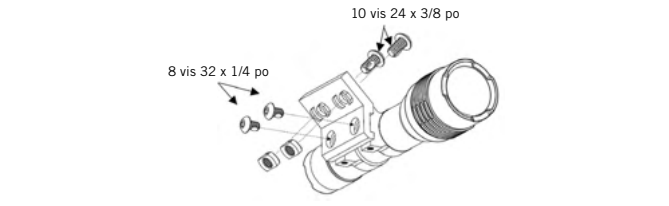
MONTAGE

La bride de rail est conçue pour attacher/détacher rapidement et en toute sécurité la lampe sur des fusils, carabines et mitraillettes dotés d'un rail MIL Standard 1913 ou M-LOK®.

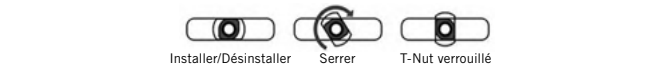
Pour le rail 1913, faire tourner la molette jusqu'à ce que la bride soit entièrement ouverte. Glisser la bride sur le rail 1913 de l'arme et bien resserrer la molette.



Alinear los orificios de montaje M-LOK® con los orificios de montaje du rail ProTac® 2.0 et utiliser la clé hexagonale 3/32 po pour serrer les 8 vis 32 x 1/4 po.



Pour connecter la lampe ProTac® 2.0 montée sur rail et le support M-LOK® sur le rail, faire pivoter les écrous en T du M-LOK® à la position d'installation/désinstallation. Positionner cet assemblage à l'emplacement souhaité sur le rail. Resserrer les 10 vis 24 x 3/8 po à l'aide de la clé hexagonale 1/8 po pour verrouiller l'écrou en T.



FONCTIONNEMENT GÉNÉRAL

Avant la première utilisation, installez et chargez la pile. Retirez l'embout et insérez la pile. Il est à noter que le filetage de l'embout ne s'engagera pas en l'absence d'une orientation correcte de la pile. Faites tourner la pile jusqu'à ce qu'elle s'enclenche en place et réinstallez l'embout.

- La lampe ProTac® 2.0 Rail Mount est munie d'un interrupteur programmable avec un fonctionnement momentané (légère pression ou tapotement) et un fonctionnement constant (verrouillage, appuyez en augmentant la force jusqu'au dé clic).
- High [Fort] : Tapez et maintenez ; cliquez pour verrouiller ; cliquez à nouveau pour éteindre.
- Strobe [Stroboscopie] : Tapez rapidement à deux reprises (en moins de 0,4 secondes) et maintenez ; cliquez pour verrouiller sur « on » ; cliquez à nouveau pour « off ».

Accès aux autres programmes

La lampe ProTac® 2.0 Rail Mount montée sur rail est munie d'un interrupteur programmable TEN-TAP® permet-

Funcionamiento del interruptor remoto

La ProTac® 2.0 Rail Mount puede utilizarse con un interruptor remoto opcional disponible en las versiones con funcionamiento momentáneo solamente y momentáneo/con bloqueo. Para instalar el interruptor remoto, inserte el enchufe del interruptor remoto en el puerto de la base. Instale el interruptor remoto en el arma como se prefiere.

- Ambas versiones con interruptor remoto: El panel grande en el interruptor remoto funciona igual que un toque en el interruptor programable.
- Solo versión momentánea/con bloqueo: El botón más pequeño funciona igual que el bloqueo del interruptor programable.

Utilice el panel para iniciar el modo deseado y luego oprima el botón de bloqueo para funcionamiento encendido constante. Tenga en cuenta que los interruptores para el funcionamiento con encendido constante pueden no ser compatibles con el uso del interruptor remoto con bloqueo. Si la linterna no se apaga, compruebe que los interruptores remotos y de la base estén apagados.

MANTENIMIENTO

Es importante mantener la junta tórica de la base lubricada. Es necesario aplicar aceite para pistolas de alta calidad en el perno tensor de la abrazadera del riel del soporte para riel ProTac® 2.0 Rail Mount para evitar su oxidación. Utilice un paño y un detergente suaves para limpiar la óptica del LED de vidrio y mantenerla libre de suciedad y mugre.

AVISO Evite siempre el uso de soluciones de limpieza agresivos pues podrían dañar el soporte para riel ProTac® 2.0 Rail Mount. Si dispara munición con una base de plomo expuesta en las balas, la lente y la tapa delantera podrían quedar cubiertas de plomo. Podría delinarse de la óptica frotando con lana de acero fina. Resulta extremadamente difícil eliminar la capa de plomo de la tapa delantera. Envuelva la tapa delantera con cinta aislante para evitar que quede recubierta de plomo.

USO DEL PRODUCTO

Las linternas Streamlight se han diseñado para ser utilizadas como fuentes de luz portátiles de alta intensidad y para uso pesado. El uso de las linternas Streamlight para cualquier otro fin que no sea como fuentes de luz está expresamente desaconsejado por el fabricante. Streamlight renuncia específicamente a cualquier responsabilidad con cualquier uso distinto al recomendado.

AVISO Para garantizar la seguridad del producto, asegúrese de utilizar piezas de repuesto originales de Streamlight. Su sustitución podría invalidar la aprobación del producto. No trate de reparar la linterna por su cuenta. Llévela a un centro de servicio cualificado o devuélvala a la fábrica.

Garantía limitada de por vida de Streamlight

Streamlight garantiza que este producto estará libre de defectos durante una vida útil de uso a excepción de las pilas y bombillas, o por abuso y desgaste normal. Repararemos, sustuiremos o reembolsaremos el precio de compra de este producto si determináramos que está defectuoso. Esta garantía limitada de por vida también excluye las pilas recargables, los cargadores, interruptores y sistemas electrónicos, los cuales tienen una garantía de 2 años con prueba de compra. **ESTA ES LA ÚNICA GARANTÍA, EXPRESA O IMPLÍCITA, INCLUIDA CUALQUIER GARANTÍA DE COMERCIABILIDAD E IDONEIDAD PARA UN FIN EN PARTICULAR. RENUNCIAMOS EXPRESAMENTE A CUALQUIER RESPONSABILIDAD FRENTE A DAÑOS INCIDENTALES, CONSECUENTES O ESPECIALES SALVO CUANDO DICHAS LIMITACIONES ESTÉN PROHIBIDAS POR LA LEY.** Podría tener otros derechos legales específicos que varían según la jurisdicción.

Diríjase a www.streamlight.com/support para obtener una copia completa de la garantía. Para registrar su producto, vaya a www.streamlight.com (registro del producto en línea). Conserve su recibo o cualquier prueba de compra.

OPCIONES DE SERVICIO

La ProTac® 2.0 Rail Mount incluye pocas o ninguna pieza que pueda ser reparada por el usuario.

Para informarse sobre las opciones de servicio, diríjase a www.streamlight.com/support/service y rellene la Solicitud de servicio en línea para servicio de fábrica o para encontrar la ubicación de un centro de reparación Streamlight autorizado cercano.

O comuníquese con:
Customer Service
STREAMLIGHT, INC.
30 Eagleville Road
Suite 100
Eagleville, PA U.S.A. 19403-3996
Teléfono: (800) 523-7488 Gratuito (si llama desde EE. UU.) / +1 (610) 631-0600
Fax: (800) 220-7007 / +1 (610) 631-0712

AVISOS

*Todos los derechos reservados. M-LOK® es una marca comercial registrada de Magpul Industries Corp.

AVISOS

AVISOS

tant à l'utilisateur de sélectionner un des trois programmes différents. Pour passer au programme suivant, en commençant par la position « Off », taper sur l'interrupteur rapidement à 9 reprises (en moins de 0,4 seconde par pression) et maintenez-le enfoncé à la 10e reprise. Continuer d'appuyer sur l'interrupteur jusqu'à ce que la lampe s'éteigne (approximativement 1 seconde), puis relâcher l'interrupteur.

Les programmes disponibles sont : High-Strobe [Fort-Stroboscope] (programme par défaut d'usine), High only [Fort uniquement] ou Low-High [Faible-Fort].

Fonctionnement à l'aide du commutateur à distance

La ProTac® 2.0 Rail Mount peut être utilisée avec un commutateur à distance optionnel, disponible dans les versions momentané uniquement et momentané/verrouillage. Pour installer un commutateur à distance, insérez la prise du commutateur à distance dans le port de l'embout. Montez le commutateur à distance sur l'arme à feu selon les besoins.

- Les deux versions à distance : le grand coussinet sur le commutateur à distance fonctionne de la même manière qu'un tapotement sur l'interrupteur programmable.
- Version Momentané/Verrouillage uniquement : le petit bouton fonctionne de la même manière que le verrouillage de l'interrupteur programmable.

Utilisez le coussinet pour lancer le mode désiré puis enclenchez le bouton de verrouillage pour assurer un fonctionnement constant. Il est à noter que les interrupteurs fonctionnement constant peuvent entrer en conflit lors de l'utilisation du commutateur à distance verrouillage. Si la lumière ne semble pas s'éteindre, vérifiez que le commutateur à distance et l'interrupteur de l'embout sont éteints.

MAINTENANCE

Il est important de conserver le joint torique sur l'embout lubrifié. Le boulon de tension de la bride de rail ProTac® 2.0 Rail Mount requiert une application d'huile pour armes de haute qualité pour éviter la rouille. Utiliser un chiffon et un détergent doux pour nettoyer la lentille DEL de verre et en éliminer les salissures ou débris.

AVIS Évitez les solutions de nettoyage agressives car elles risquent d'endommager la ProTac® 2.0 Rail Mount. Si vous tirez des munitions dont les balles comportent une base en plomb à nu, il est possible qu'une couche de poussière de plomb se dépose sur l'optique et le capuchon. Il est possible d'éliminer ces traces de l'optique en frottant avec une paille de fer fine. Il est extrêmement difficile d'éliminer un dépôt de plomb du capuchon. Pour éviter la formation d'un dépôt de plomb sur le capuchon, enveloppez celui-ci dans du ruban isolant.

UTILISATION DU PRODUIT

Les lampes torches Streamlight sont destinées à fournir une source d'éclairage à forte intensité, robuste et portable. L'utilisation des lampes torches Streamlight à toute fin autre que des sources d'éclairage est spécifiquement déconseillée par le fabricant. Streamlight rejette expressément toute responsabilité pour toute autre utilisation que celle recommandée.

AVIS Veuillez à utiliser exclusivement des pièces de rechange Streamlight authentiques pour assurer la sécurité du produit. Toute utilisation de pièces autres est susceptible d'invalider l'homologation du produit. Ne tentez pas de réparer l'appareil vous-même. Confiez-le à un service de réparation qualifié ou renvoyez-le à l'usine.

Garantie limitée à vie de Streamlight

Streamlight garantit ce produit à vie contre les défauts, à l'exception des piles et des ampoules, des usages abusifs et de l'usure normale. Nous nous engageons à réparer, à remplacer ou à rembourser le prix d'achat de ce produit si nous déterminons qu'il est défectueux. Cette garantie limitée à vie exclut également les piles rechargeables, les chargeurs, les commutateurs et l'électronique, qui sont couverts par une garantie de 2 ans sur présentation d'un justificatif d'achat. **TELLE EST LA SEULE GARANTIE, EXPRESSE OU IMPLICITE, NOTAMMENT DE QUALITÉ MARCHANDE OU D'ADAPTATION À UN USAGE PARTICULIER, SONT EXPRESSÉMENT EXCLUS DE CETTE GARANTIE TOUTS DOMMAGES INDIRECTS, CONSÉCUTIFS OU SPÉCIAUX, SAUF LA OU LA LOI INTERDIT DE TELLES RESTRICTIONS.** Il est possible que la réglementation locale accorde à l'utilisateur d'autres droits légaux particuliers.

Allez à www.streamlight.com/support pour consulter un exemplaire complet de la garantie. Pour enregistrer votre produit, allez à www.streamlight.com (Enregistrement du produit en ligne). Conservez le reçu ou tout autre justificatif d'achat.

OPTIONS DE SERVICE

La lampe ProTac® 2.0 Rail Mount ne contient que peu de pièces réparables par l'utilisateur.

Pour connaître les options de service, allez à www.streamlight.com/support/service et renseignez la demande

AVISOS

AVISOS

AVISOS

AVISOS

AVISOS

AVISOS

AVISOS

AVISOS

AVISOS

AVISOS

AVISOS

AVISOS

AVISOS

AVISOS

AVISOS

AVISOS

AVISOS

AVISOS

AVISOS

AVISOS

AVISOS

AVISOS

AVISOS

AVISOS

AVISOS

AVISOS

AVISOS

AVISOS

AVISOS

AVISOS

</